https://www.dashscored.com/fullshowcase/

HOW IT WORKS

1. THE DASHSCORED TEAM CREATES A DEDICATED BOT FOR YOUR BRAND

2. WE ONBOARD YOUR CREATORS WHO INSTALL YOUR BOT

3. YOUR BOT BEGINS BUILDING YOUR DASHBOARD

4. VIEW YOUR BRAND PERFORMANCE, CREATOR ROI and MARKETPLACE VALUE

Marketplace Engagement Metrics ***ARE*** possible for Discord-connected communities

Engage dynamic communities | Leverage successful partnerships | Build real marketplace value

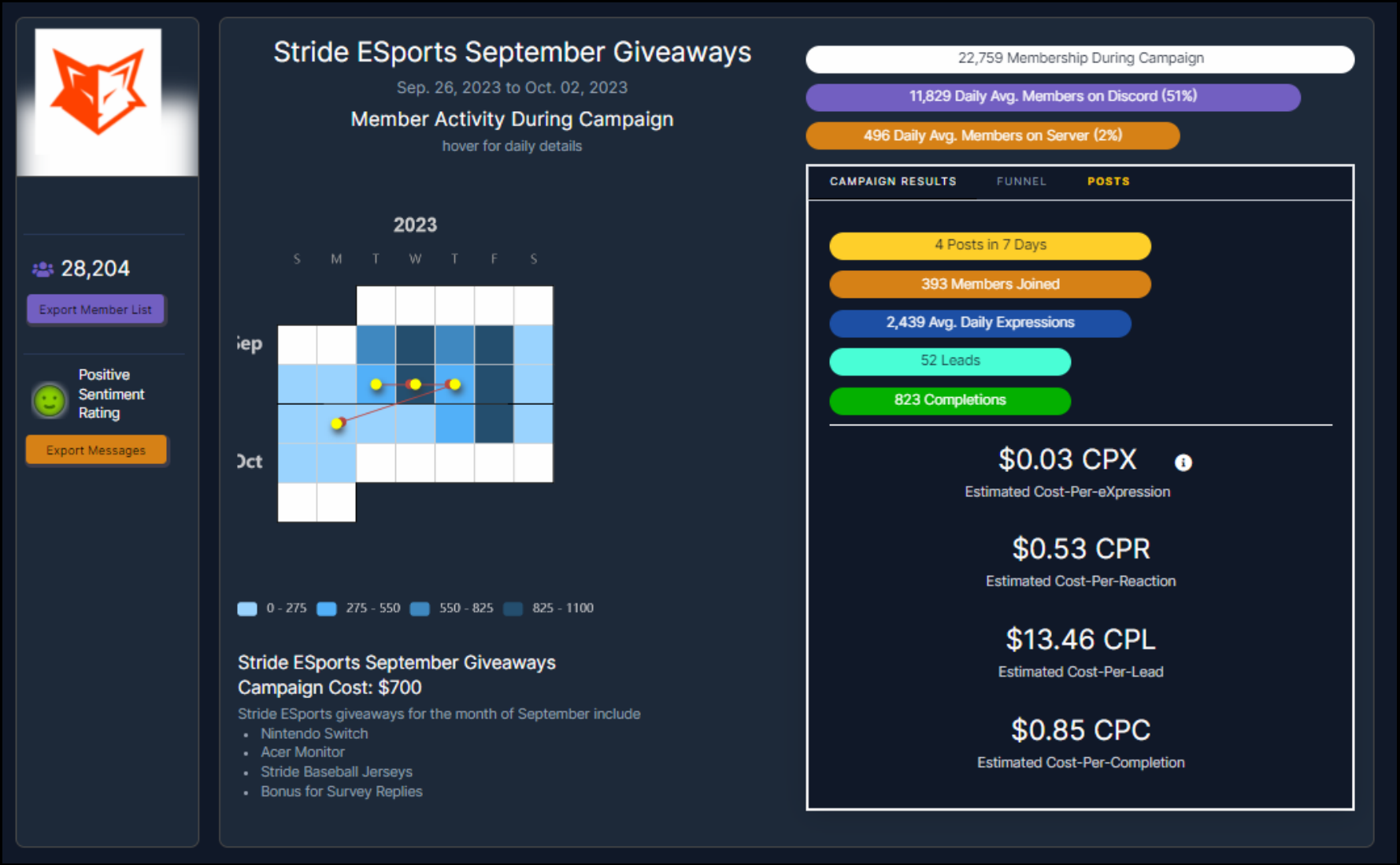

AUDIENCE ENGAGEMENT TRACKING

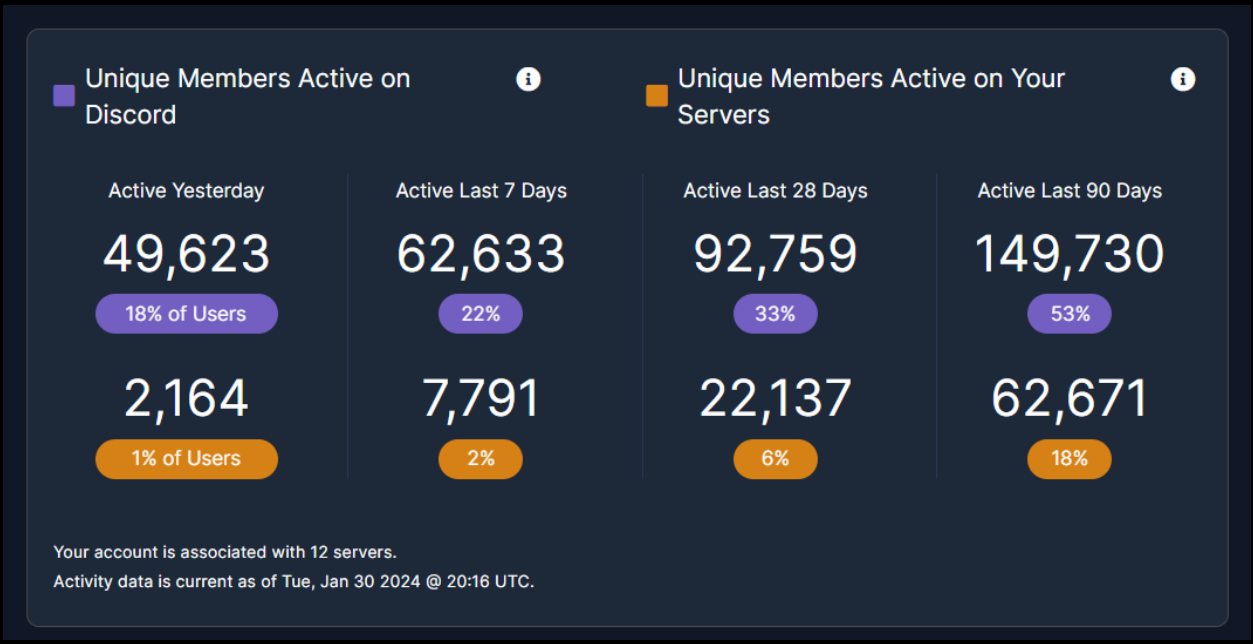



Active Users on your Server

The percentage of users who are actively engaged on your server in comparison to the overall users active on Discord during the same time period.

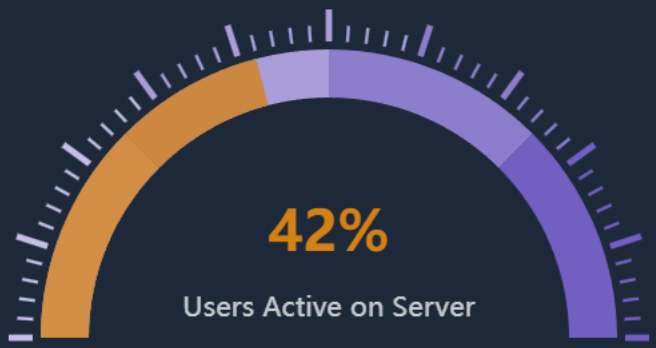

Active Last 90 Days

- **2,164 Users** Active Yesterday
- **7,791 Users** Active Last 7 Days
- **22,137 Users** Active Last 28 Days
- **62,671 Users** Active Last 90 Days



	A	B	C	D	E	F	G	H	I	J	K
1	SERVER ID	SERVER NAME	MEMBER ID	MEMBER NAME	NICKNAME	EMAIL	DISCORD ACCOUNT CREATED DATE	DATE OF LAST DISCORD ACTIVITY	DATE OF LAST GUILD ACTIVITY	AVG MESSAGE SENTIMENT SCORE LAST 30 DAYS	MESSAGE SENTIMENT SCORE CATEGORY
2	959115981	Stride Esports					11/27/2020	1/30/2024	5/10/2023		
3	959115981	Stride Esports					1/8/2020	1/30/2024	8/16/2023		
4	959115981	Stride Esports					7/3/2017	12/19/2023	12/13/2023		
5	959115981	Stride Esports					9/5/2018	1/30/2024	5/25/2023		
6	959115981	Stride Esports					10/8/2020	1/30/2024	2/4/2023		
7	959115981	Stride Esports					1/27/2016	12/23/2023	10/27/2023		
8	959115981	Stride Esports					7/1/2017	1/30/2024	12/15/2022		
9	959115981	Stride Esports					5/31/2021	1/30/2024	5/3/2023	-0.022216	Neutral
10	959115981	Stride Esports					8/30/2020	1/30/2024	12/6/2022	0	Neutral
11	959115981	Stride Esports					7/19/2016	1/30/2024	8/2/2023		
12	959115981	Stride Esports					3/19/2019	1/30/2024	4/20/2023		
13	959115981	Stride Esports					9/17/2016	1/30/2024	5/2/2023		
14	959115981	Stride Esports					5/5/2016	1/30/2024	5/17/2023		

MEMBERSHIP ENGAGEMENT

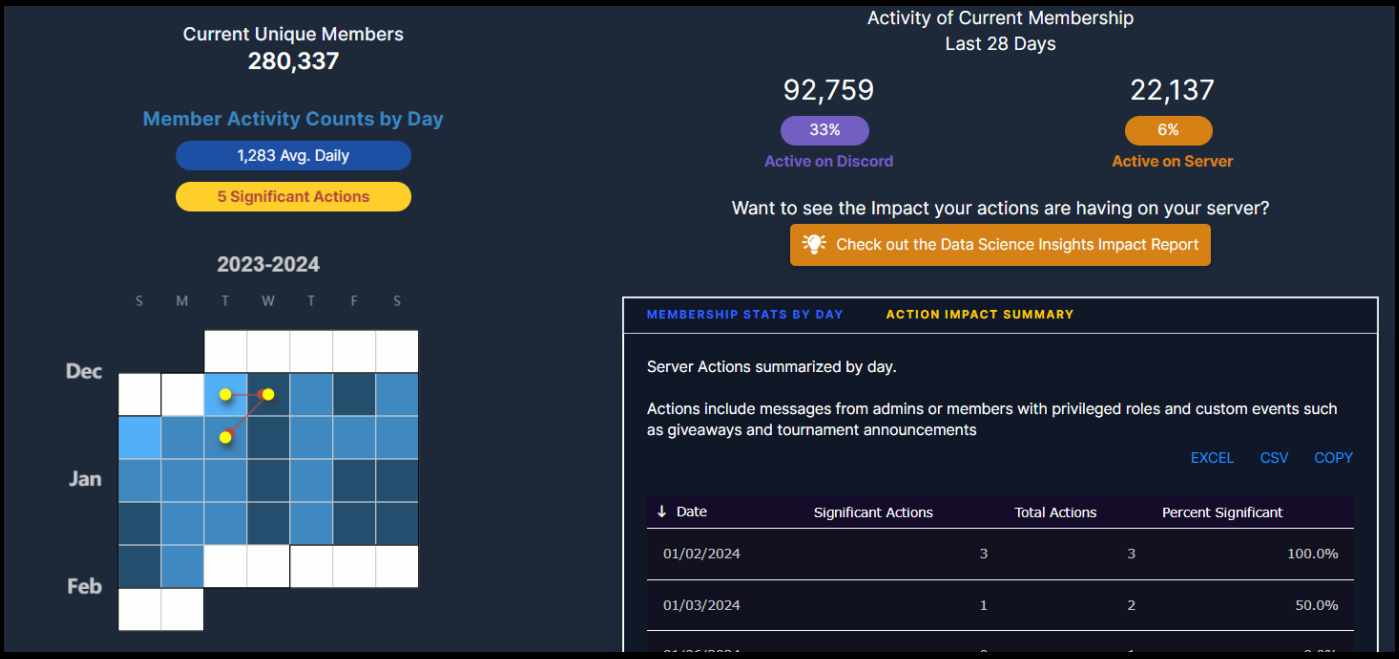

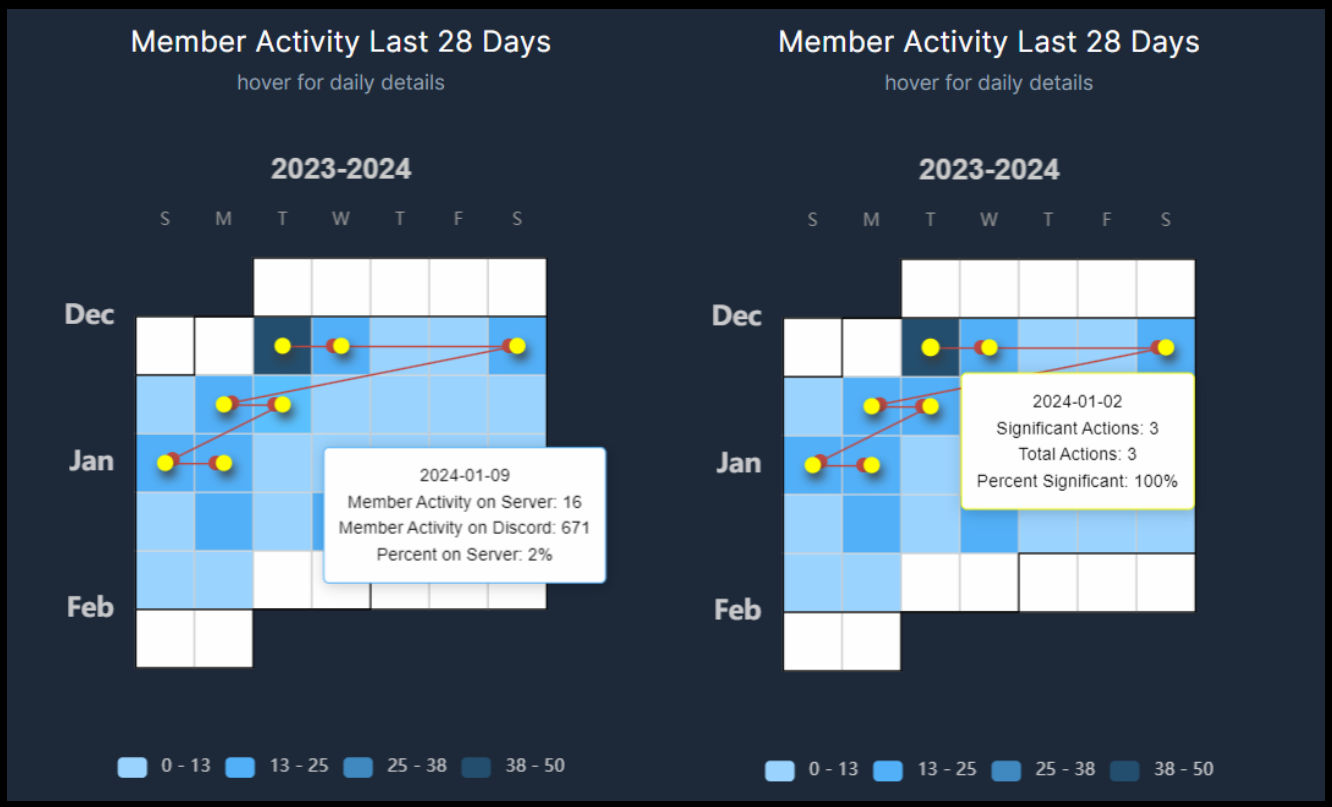

MULTI-PLATFORM CONNECTIONS

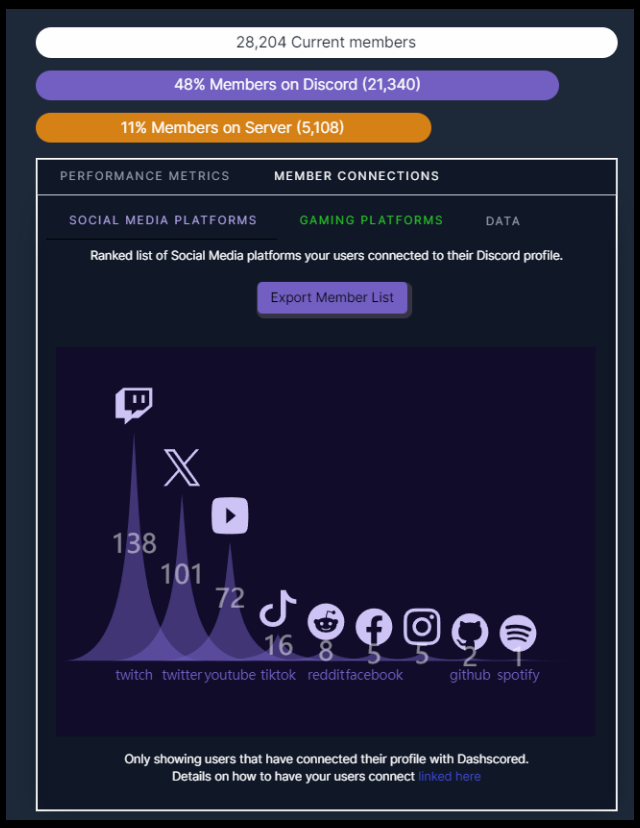

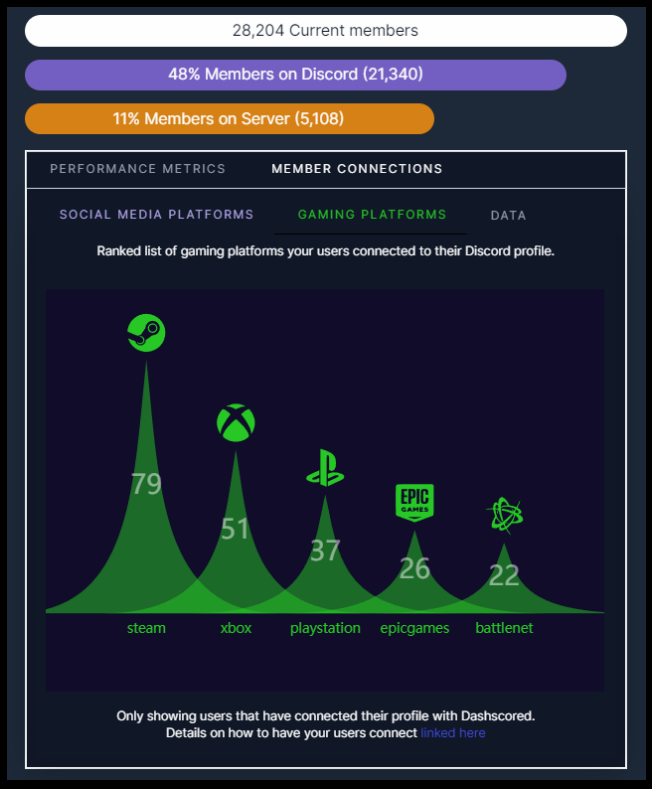

REAL PROOF OF PERFORMANCE METRICS

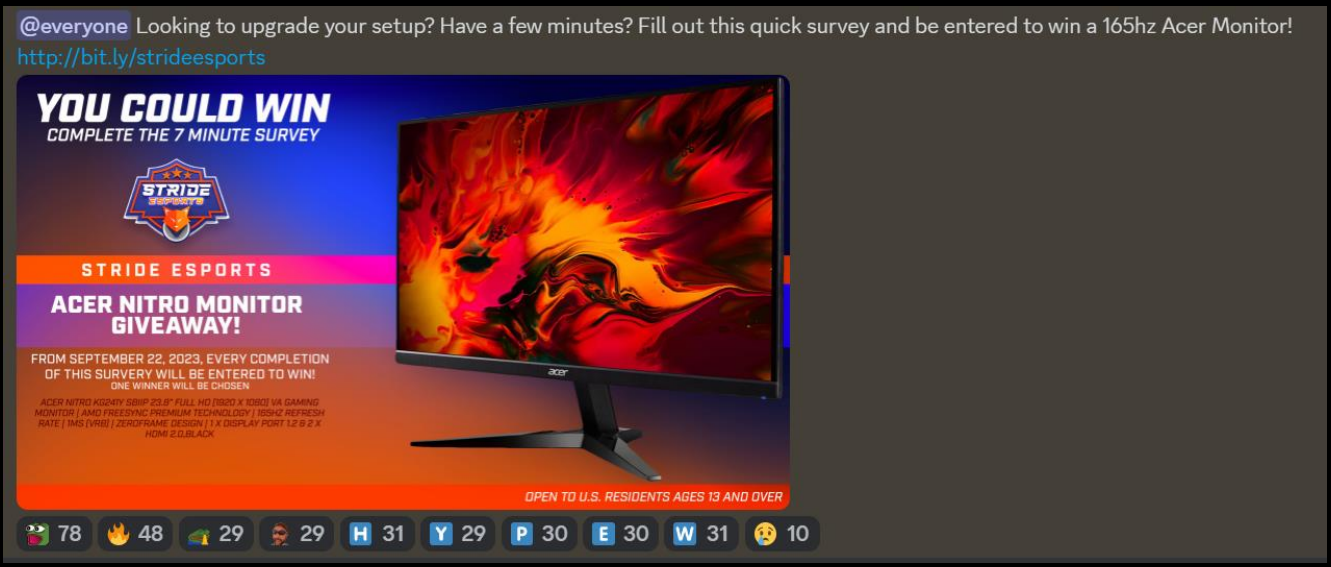



@everyone Looking to upgrade your setup? Have a few minutes? Fill out this quick survey and be entered to win a 165hz Acer Monitor!
http://bit.ly/strideesports



78 48 29 29 H 31 Y 29 P 30 E 30 W 31 10

22,759 Membership During Campaign

11,829 Daily Avg. Members on Discord (51%)

496 Daily Avg. Members on Server (2%)

CAMPAIGN RESULTS FUNNEL **POSTS**

EXCEL CSV COPY

↓ Message Posted	Reactions	View Message	Posted By
09/26/2023 03:08 PM	457	VIEW	figurative
09/27/2023 01:04 PM	358	VIEW	rodmann
09/28/2023 11:38 AM	468	VIEW	bot
10/02/2023 11:38 AM	45	VIEW	figurative

Showing 1 to 4 of 4 entries



Cost per Expression is derived from advertising costs and the number of tracker member activity in the Discord community.

Expressions include:

- Messages posted to community channels or discussion threads
- Reactions, Emoticon or "likes" to other member posts
- Participating in a voice channel
- Joining the server

Cost per Expression ($) = Advertising cost ($) / Number of Expressions (#)

Cost per Expression is often expressed as Cost per Thousand Expressions (CPX) to make the numbers easier to manage.

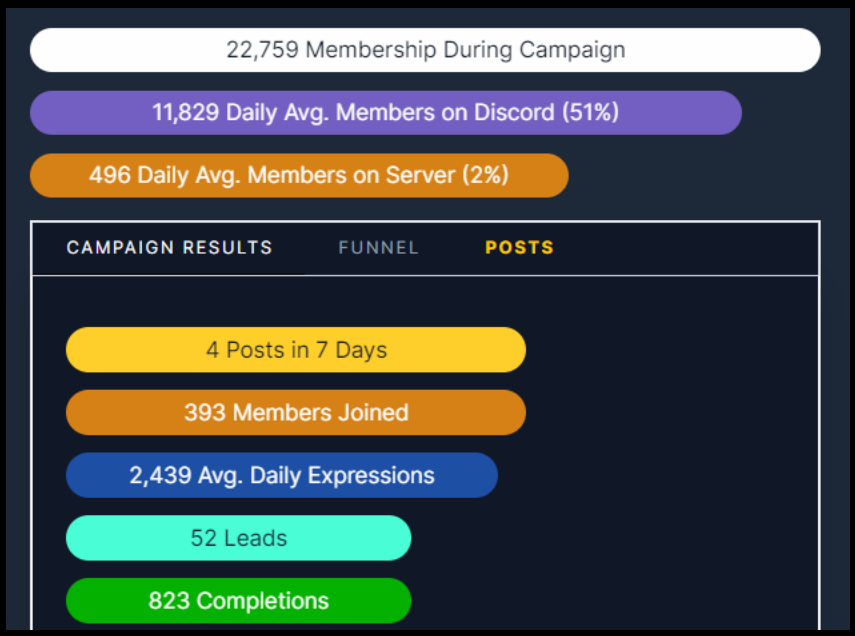
22,759 Membership During Campaign
11,829 Daily Avg. Members on Discord (51%)
496 Daily Avg. Members on Server (2%)
CAMPAIGN RESULTS
FUNNEL
POSTS
4 Posts in 7 Days
393 Members Joined
2,439 Avg. Daily Expressions
52 Leads
823 Completions

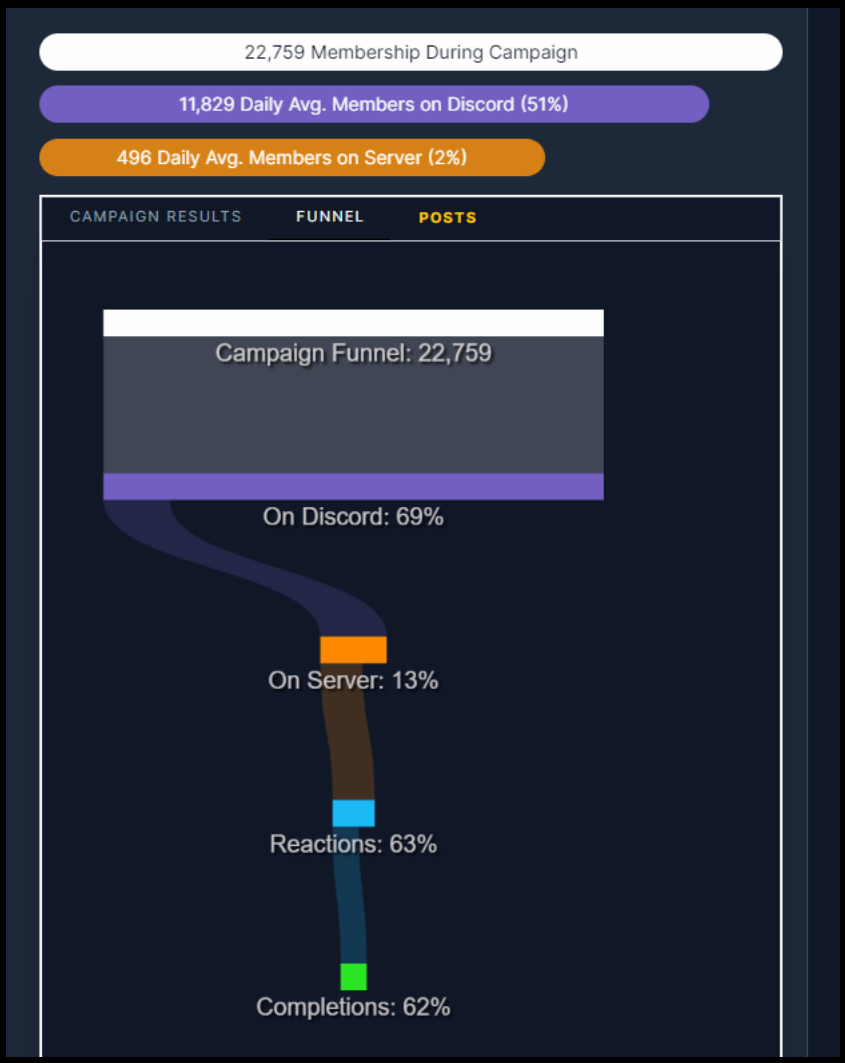
22,759 Membership During Campaign
11,829 Daily Avg. Members on Discord (51%)
496 Daily Avg. Members on Server (2%)
CAMPAIGN RESULTS
FUNNEL
POSTS
Campaign Funnel: 22,759
On Discord: 69%
On Server: 13%
Reactions: 63%
Completions: 62%



https://www.dashscored.com/fullshowcase/

CALENDLY



https://calendly.com/dashscored/30min